



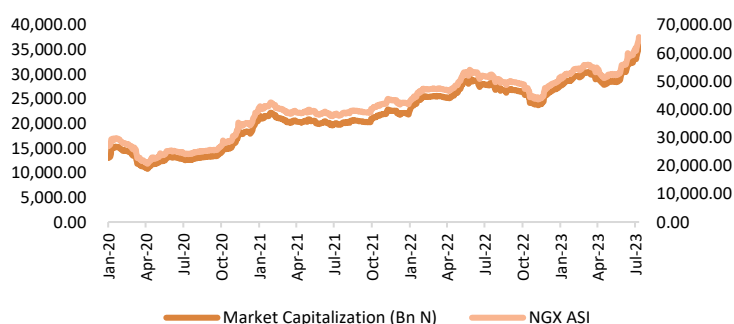
# Cowry Daily Market Insight 01 August 2023

MPR: 18.75%  
Jun'23 Inflation Rate: 22.79%  
Q1 2023 Real GDP: 2.31%

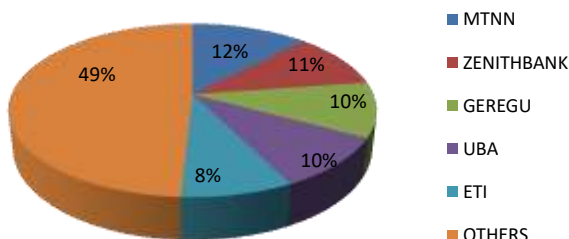
Local Bourse Index Moderates by 0.23% amid Sustained Profit-Taking Activity; NIBOR Rises for all Maturities Tracked on Financial System Liquidity Squeeze...

The domestic stock market index further nosedived by 0.23% to close at 64,192.20 points as the bear's sustained dominance at the close of trading. Hence, the year-to-date gain of the local bourse moderated to 25.25%. Likewise, the Exchange printed a lower number of gainers (22) than losers (37). Specifically, the share prices of FIDELITYBK, GUINNESS, GTCO, ACCESSCORP, and ZENITHBANK declined by 9.88%, 8.26%, 3.14%, 2.35%, and 1.18%, respectively. Sectorial performance was a mixed bag, with the NGX Insurance and NGX Consumer Goods indices rising by 0.95% and 0.54%, respectively. Conversely, NGX Industrial and NGX Oil/Gas remained flat, while NGX Banking emerged as the sole gainer with a 1.94% increase. Meanwhile, market activity improved, with total volume and value increasing by 13.17% and 19.09%, respectively, amounting to 762.10 million units, and N7.71 billion. In terms of volume, AICO emerged as the most actively traded stock, with 314.64 million shares worth N220.21 million changing hands in 82 deals.

### NGX ASI & Market Capitalisation



### Today's biggest transactions by %age of total naira votes



TENOR	NIBOR as @ 01/08/2023	NIBOR as @ 31/07/2023	PPT
Overnight	4.3100	1.7500	2.56
1 Month	14.3800	11.7300	2.65
3 Months	14.7000	11.4300	3.27
6 Months	14.5000	12.3100	2.19

Source: FMDQ

TENOR	NITTY as @ 01/08/2023	NITTY as @ 31/07/2023	PPT
1Month	4.2400	3.7600	0.48
3 Months	5.3500	5.2800	0.07
6 Months	6.9100	7.1500	(0.24)
12 Months	10.3900	10.3800	0.01

Source: FMDQ

Bond Name	Maturity (Years)	Bid Price	Daily Δ	Offer yield	Yield YTD PPT Δ
16.29% FGN MAR 2027	10	110.61	0.00	12.54%	-0.014
12.50% FGN MAR 2035	15	93.88	0.00	13.55%	0.001
16.25% FGN APR 2037	20	109.60	0.00	14.60%	-0.000
12.98% FGN MAR 2050	30	86.98	(0.84)	14.96%	0.010

Source: FMDQ

Eurobond Name	Maturity (Years)	Bid Price	Daily Δ	Offer Yield	Yield YTD PPT Δ
6.50 NOV 28, 2027	10	97.45	(0.33)	8.86%	-0.002
7.69% FEB 23, 2038	20	78.50	(0.11)	10.63%	-0.019
7.62% NOV 28, 2047	30	73.88	(0.40)	10.65%	-0.016

Source: FMDQ

MARKET STATISTICS	CLOSE	PREVIOUS	TODAY'S %	YTD %
All Share Index (ASI)	64,192.20	64,337.52	(0.23)	25.250
Deals	7,935	9,788	(18.93)	
Volume (millions)	762.10	673.42	13.17	
Value (₦ Millions)	7,710.21	6,474.47	19.09	
Market Cap (₦ billions)	34,932.38	35,011.46	(0.23)	25.138

SECTORED INDICES	CLOSE	PREVIOUS	TODAY'S % Δ
NGX BANKING	657.25	670.22	(1.94)
NGX INSURANCE	263.21	260.74	0.95
NGX CONSUMER GOODS	858.33	853.75	0.54
NGX OIL/GAS	931.42	931.42	0.00
NGX INDUSTRIAL	2,844.40	2,844.36	0.00

Source: NGX, Cowry Research

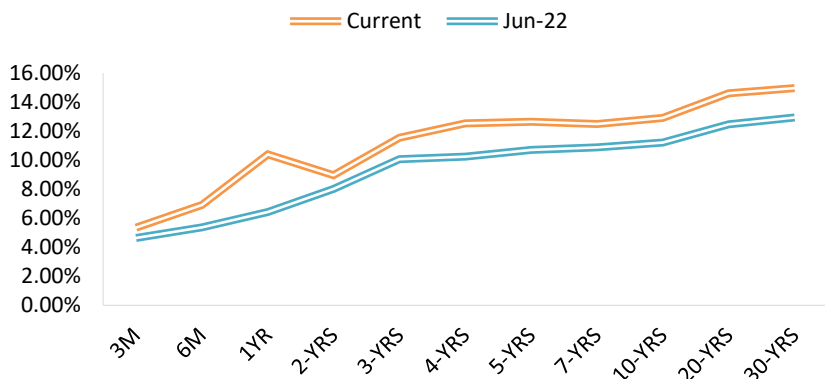
### IMPORTANT DISCLOSURES

This report is produced by the Research Desk, Cowry Asset Management Limited (COWRY) as a guideline for Clients that intend to invest in securities on the basis of their own investment decision without relying completely on the information contained herein. The opinion contained herein is for information purposes only and does not constitute any offer or solicitation to enter into any trading transaction. While care has been taken in preparing this document, no responsibility or liability whatsoever is accepted by any member of COWRY for errors, omission of facts, and any direct or consequential loss arising from the use of this report or its contents.



# Cowry Daily Market Insight 01 August 2023

## NAIRA YIELD CURVE



## Money Market

The Nigeria Inter-Bank Offered Rate (NIBOR) rose across all tenor buckets due to tight liquidity conditions. Notably, the three-month NIBOR rate experienced a significant increase of 327 basis points, climbing to 14.70% (from 11.43%). Key money market rates, such as the open repo rate (OPR) and the overnight lending rate (OVN), climbed to 2.21% (from 0.92%) and 2.57% (from 1.42%).

Meanwhile, the Nigerian Interbank Treasury Bills True Yield (NITTY) observed further upward movement across most maturities, driven by profit-taking from traders seeking higher yields. Conversely, the average secondary market yield on T-bills remained at 7.12%.

## Bond Market

In the OTC bond market, FGN bonds were muted for most maturities tracked. Sell interest, particularly in the 27 MAR 2050 debt, led to a contraction in the average secondary market yield to 14.96% (from 14.82%). The 10-year and 20-year bonds held steady at 12.90% and 14.60%, respectively.

Elsewhere, FGN Eurobonds depreciated across all tracked maturities, reflecting renewed bearish sentiment, as the average secondary market yield increased to 10.07% (from 10.00%).

## Foreign Exchange Market

In the foreign exchange market, the Naira weakened against the US dollar at the Investors and Exporters (I&E) windows, trading at N789.08 compared to N756.94. Similarly, in the parallel market, the Naira lost 0.23% against the US dollar, reaching N872.

## Global Commodity Market

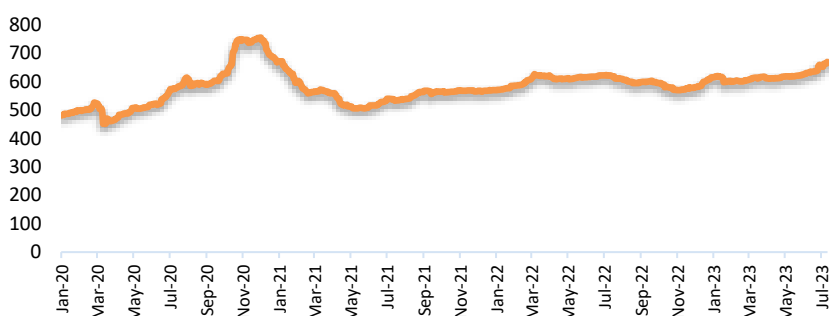
At 3:30 p.m. GMT+1, Brent crude rose 0.89% to \$84.67 per barrel, while WTI crude lost 1.06% to \$80.93 per barrel.

Oil futures were lower on Tuesday as expectations for further tight global supply outweighed demand concerns stemming from mixed Chinese PMI data (PMI: 49.3, consensus: 49.2, previous: 49.0).

Elsewhere, gold was trading near \$1,945 per ounce (-0.94%), as expectations for a pause in the policy rate, pushed US Treasury yields.

Source: FMDQ, Trading Economics, OilPrice.com, S&P Dow Jones, Cowry Research

S&P/FMDQ Nigeria Sovereign Bond Index (NGN)



USD/NGN Exchange Rate	01/08/2023	Previous	Daily %
I&E FX	₦789.08	₦756.94	4.25%
Parallel	₦872	₦870	0.23%

Major Currencies & Commodities	01/08/2023	Daily %	Yearly %
EURUSD	1.0968	-0.23%	7.89%
GBPUSD	1.277	-0.53%	4.89%
USDZAR	18.151	1.68%	8.05%
USDEGP	30.9293	0.26%	62.52%
Crude Oil, \$/bbl	80.929	-1.06%	-13.09%
Brent, \$/bbl	84.671	-0.89%	-14.12%
Natural Gas, \$/MMBtu	2.559	-2.85%	-66.78%
Coal, \$/T	137.3	2.12%	-66.10%
Gold, \$/t.oz	1945.74	-0.94%	10.64%
Wheat, \$/Bu	652.84	-1.94%	-15.41%
Palm Oil, MYR/T	3872	-0.15%	0.81%
Cocoa, \$/T	3531	-0.48%	50.85%

### IMPORTANT DISCLOSURES

This report is produced by the Research Desk, Cowry Asset Management Limited (COWRY) as a guideline for Clients that intend to invest in securities on the basis of their own investment decision without relying completely on the information contained herein. The opinion contained herein is for information purposes only and does not constitute any offer or solicitation to enter into any trading transaction. While care has been taken in preparing this document, no responsibility or liability whatsoever is accepted by any member of COWRY for errors, omission of facts, and any direct or consequential loss arising from the use of this report or its contents.



# Cowry Daily Market Insight 01 August 2023

Corporate Bond Issuer	Description	Issue Date	Maturity Date	Coupon (%)	Yield (%)	Daily Δ
STERLING INV. MGT. PLC	16.50 STERLING INV. 3-AUG-2023	03-Aug-16	03-Aug-23	16.50	v	0.00
MIXTA REAL ESTATE PLC	16.50 MIXTA IIA 12-OCT-2023	12-Oct-18	12-Oct-23	16.50	5.83	0.00
MIXTA REAL ESTATE PLC	17.75 MIXTA IIB 12-OCT-2023	12-Oct-18	12-Oct-23	17.75	11.53	0.00
FLOUR MILLS OF NIGERIA PLC	16.00 FLOURMILLS II 30-OCT-2023	01-Nov-18	30-Oct-23	16.00	6.36	0.00
STANBIC IBTC	15.75 STANBIC I 5-DEC-2023	17-Dec-18	05-Dec-23	15.75	6.87	0.00
FCMB LIMITED	17.25 FCMB III 8-DEC-2023	09-Dec-16	08-Dec-23	17.25	7.29	0.00
DANGOTE CEMENT PLC	11.25 DANGCEM IA 30-MAY-2024	26-May-21	30-May-24	11.25	9.96	-0.01
FLOUR MILLS OF NIGERIA PLC	11.10 FLOURMILLS IIIB 27-FEB-2025	27-Feb-20	27-Feb-25	11.10	13.45	0.03
LAPO MFB SPV PLC	13.00 LAPO MFB II 30-MAR-2025	30-Mar-20	30-Mar-25	13.00	10.74	0.07
DANGOTE CEMENT PLC	12.50 DANGCEM I 30-APR-2025	24-Apr-20	30-Apr-25	12.50	12.48	0.11
UNITED CAPITAL PLC	12.50 UNICAP I 28-MAY-2025	28-May-20	28-May-25	12.50	12.60	0.00
PARTHIAN PARTNERS FUNDING SPV PLC	13.50 PAPF SPV I 27-Jul-2025	27-Jul-22	27-Jul-25	13.50	12.16	0.23
UNION BANK OF NIGERIA PLC	15.75 UNION II 3-SEP-2025	07-Sep-18	03-Sep-25	15.75	11.76	0.29
STERLING INV. MGT. PLC	16.25 STERLING INV. II 6-OCT-2025	05-Oct-18	06-Oct-25	16.25	14.35	0.35
WEMA FUNDING SPV PLC	16.50 WEMA FUNDING SPV II 12-OCT-2025	12-Oct-18	12-Oct-25	16.50	14.45	0.36
CORONATION MB FUNDING SPV PLC	6.25 CORO MB SPV I 30-NOV-2025	30-Nov-20	30-Nov-25	6.25	13.47	0.44
FLOUR MILLS OF NIGERIA PLC	5.50 FLOURMILLS IV A 15-DEC-2025	14-Dec-20	15-Dec-25	5.50	12.20	0.47
CARDINALSTONE FINANCING SPV PLC	7.00 CARDINAL SPV I 30-DEC-2025	30-Dec-20	30-Dec-25	7.00	10.27	-0.01
FSDH FUNDING SPV PLC	8.50 FSDH SPV PLC IA 16-FEB-2026	16-Feb-21	16-Feb-26	8.50	12.60	0.52
FSDH FUNDING SPV PLC	8.00 FSDH SPV PLC IB 16-FEB-2026	16-Feb-21	16-Feb-26	8.00	12.60	0.52
MECURE INDUSTRIES FUNDING SPV PLC	13.00 MECURE SPV PLC I 31-MAR-2026	31-Mar-21	31-Mar-26	13.00	12.19	-0.01
DANGOTE CEMENT PLC	12.50 DANGCEM IB 30-MAY-2026	26-May-21	30-May-26	12.50	12.85	0.38
ACCESS BANK PLC	15.50 ACCESS BANK 23-JUL-2026	23-Jul-19	23-Jul-26	15.50	13.70	0.38
MTN NIGERIA COMMUNICATIONS PLC	13.50 MTNN IA 30-SEP-2026	30-Sep-22	30-Sep-26	13.50	13.14	0.22
SUNDRY FOODS FUNDING SPV PLC	13.50 SUNDRY SPV PLC I 15-DEC-2026	15-Dec-21	15-Dec-26	13.50	11.37	0.23
EAT & GO FINANCE SPV PLC	14.25 EAT & GO FINANCE SPV 17-DEC-2026	17-Dec-19	17-Dec-26	14.25	12.60	0.17
DANGOTE CEMENT PLC	11.85 DANGCEM IIA 30-APR-2027	27-Apr-22	30-Apr-27	11.85	13.54	0.03
AXXELA FUNDING 1 PLC	14.30 AXXELA I 20-MAY-2027	20-May-20	20-May-27	14.30	13.55	0.38
ACCELEREX SPV PLC	14.00 ACSP I 15-JUN-2027	15-Jun-22	15-Jun-27	14.00	15.37	0.24
NOVAMBL INVESTMENTS SPV PLC	12.00 NOVAMBL SPV I 23-JUL-2027	23-Jul-20	23-Jul-27	12.00	16.58	0.00
UNICAP	15.00 UNICAP II 14-SEP-2027	14-Sep-22	14-Sep-27	15.00	14.60	0.00
*NMRC	7.20 NMRC III 2-NOV-2027	02-Nov-20	02-Nov-27	7.20	14.32	0.39
VIATHAN FUNDING PLC	16.00 VIATHAN (GTD) 14-DEC-2027	15-Dec-17	14-Dec-27	16.00	12.68	0.48

[www.cowryasset.com](http://www.cowryasset.com)

#### IMPORTANT DISCLOSURES

This report is produced by the Research Desk, Cowry Asset Management Limited (COWRY) as a guideline for Clients that intend to invest in securities on the basis of their own investment decision without relying completely on the information contained herein. The opinion contained herein is for information purposes only and does not constitute any offer or solicitation to enter into any trading transaction. While care has been taken in preparing this document, no responsibility or liability whatsoever is accepted by any member of COWRY for errors, omission of facts, and any direct or consequential loss arising from the use of this report or its contents.



# Cowry Daily Market Insight 01 August 2023

Corporate Bond Issuer	Description	Issue Date	Maturity Date	Coupon (%)	Yield (%)	Daily Δ
FLOUR MILLS OF NIGERIA PLC	6.25 FLOURMILLS IV B 14-DEC-2027	14-Dec-20	14-Dec-27	6.25	14.29	0.00
BUA CEMENT PLC	7.50 BUACEM I 30-DEC-2027	30-Dec-20	30-Dec-27	7.50	12.70	0.00
MTN NIGERIA COMMUNICATIONS PLC	13.00 MTN COM PLC I 5-MAY-2028	05-May-21	05-May-28	13.00	13.63	0.00
NIGER DELTA EXPLORATION & PRODUCTION PLC	17.00 NDEP I 13-JAN-2028	13-Jan-23	13-Jan-28	17.00	13.62	0.00
DANGOTE CEMENT PLC	13.50 DANGCEM IC 30-MAY-2028	26-May-21	30-May-28	13.50	13.61	0.00
C&I LEASING PLC	15.50 C&I LEASING II 3-JUN-2028	03-Jun-21	03-Jun-28	15.50	14.54	0.00
CERPAC RECEIVABLES FUNDING SPV PLC	14.50 CERPAC-SPV III 15-JUL-2028	10-Sep-21	15-Jul-28	14.50	15.63	0.00
ARDOVA PLC	13.30 ARDOVA PLC IA 12-NOV-2028	12-Nov-21	12-Nov-28	13.30	13.32	0.00
EAT & GO FINANCE SPV PLC	13.25 EAT & GO FINANCE SPV 8-MAR-2029	08-Mar-22	08-Mar-29	13.25	15.60	0.00
PRESCO PLC	12.85 PRESCO PLC 5-APR-2029	05-Apr-22	05-Apr-29	12.85	14.49	0.00
DANGOTE CEMENT PLC	12.35 DANGCEM IIB 30-APR-2029	27-Apr-22	30-Apr-29	12.35	13.67	0.00
UNION BANK OF NIGERIA PLC	16.20 UNION III 27-JUN-2029	27-Jun-19	27-Jun-29	16.20	15.92	0.00
DANGOTE INDUSTRIES FUNDING PLC	12.75 DANGIFP IA 19-JUL-2029	19-Jul-22	19-Jul-29	12.75	14.42	0.00
GEREGU POWER PLC	14.50 GERP I 28-JUL-2029	28-Jul-22	28-Jul-29	14.50	15.43	0.00
*NMRC	14.90 NMRC I 29-JUL-2030	29-Jul-15	29-Jul-30	14.90	13.60	0.00
TSL SPV PLC	10.00 TSL SPV I (GTD) 6-OCT-2030	06-Oct-20	06-Oct-30	10.00	15.15	0.00
FBNQ MB FUNDING SPV PLC	6.25 FBNQ MB SPV II 16-DEC-2030	16-Dec-20	16-Dec-30	6.25	14.03	0.00
FIDELITY BANK PLC	8.50 FIDELITY I 7-JAN-2031	07-Jan-21	07-Jan-31	8.50	14.05	0.00
PRIMERO BRT SECURITISATION SPV PLC	17.00 PRIMERO BRT-SPV 27-OCT-2031	24-May-19	27-Oct-31	17.00	16.07	0.00
MTN NIGERIA COMMUNICATIONS PLC	12.75 MTN COM PLC II 4-NOV-2031	04-Nov-21	04-Nov-31	12.75	14.02	0.00
ARDOVA PLC	13.65 ARDOVA PLC IB 12-NOV-2031	12-Nov-21	12-Nov-31	13.65	14.35	0.00
GPC-SPV COMPANY PLC	13.00 GPC SPV PLC (GTD) 23-NOV-2031	23-Nov-21	23-Nov-31	13.00	13.56	0.00
PAT DIGITAL INFRA FUND SPV PLC	13.25 PAT SPV PLC (GTD) 2-FEB-2032	02-Feb-22	02-Feb-32	13.25	13.81	0.00
DANGOTE CEMENT PLC	13.00 DANGCEM IIC 30-APR-2032	27-Apr-22	30-Apr-32	13.00	14.99	0.00
DANGOTE CEMENT PLC	13.00 DANGCEM IIC 30-APR-2032	19-Jul-22	19-Jul-32	13.50	15.25	0.00
MTN NIGERIA COMMUNICATIONS PLC	14.50 MTNN IB 30-SEP-2032	30-Sep-22	30-Sep-32	14.50	14.58	0.00
DANGOTE INDUSTRIES FUNDING PLC	13.50 DANGIFP IB 19-JUL-2032	19-Jul-22	19-Jul-32	16.75	15.62	0.00
*NMRC	13.80 NMRC II 15-MAR-2033	21-May-18	15-Mar-33	13.80	13.60	0.00
GEL UTILITY FUNDING SPV PLC	15.15 GEL UTILITY-SPV (GTD) 28-AUG-2034	28-Aug-19	28-Aug-34	15.15	14.58	0.00
LFZC FUNDING SPV PLC	13.25 LFZC II 16-MAR-2042	10-May-22	16-Mar-42	13.25	15.51	0.00
FCMB GROUP PLC	16.00 FCMB I (PERP)	16-Feb-23	-	16.00	14.63	0.00
LFZC FUNDING SPV PLC	15.25 LFZC III 29-MAR-2043	29-Mar-23	29-Mar-43	19.76	15.59	0.00

5

[www.cowryasset.com](http://www.cowryasset.com)

## IMPORTANT DISCLOSURES

This report is produced by the Research Desk, Cowry Asset Management Limited (COWRY) as a guideline for Clients that intend to invest in securities on the basis of their own investment decision without relying completely on the information contained herein. The opinion contained herein is for information purposes only and does not constitute any offer or solicitation to enter into any trading transaction. While care has been taken in preparing this document, no responsibility or liability whatsoever is accepted by any member of COWRY for errors, omission of facts, and any direct or consequential loss arising from the use of this report or its contents.